

Accessing Simulation IQ videos

1. Log into the Learning Center at <https://lac.med.ufl.edu/SimIQ> . You must be on campus or VPN onto campus.

2. At the top left corner of page, select 'Video'

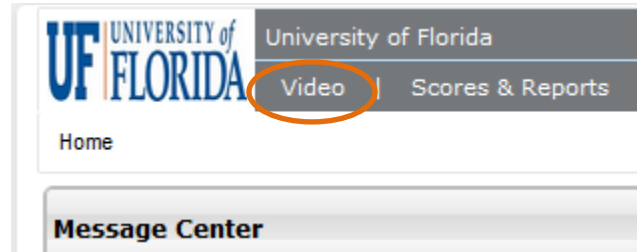


Figure 1

3. If the page does not contain videos (Figure 2) within the defaulted time range, select the 'Search' tab.

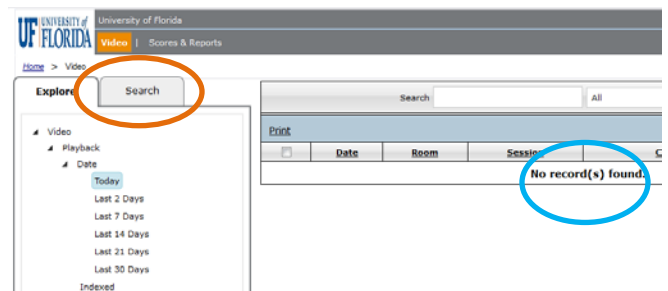


Figure 2

4. Enter an appropriate date range and click on the <Search> button. If videos have been assigned, they will appear in the grid to right of search criteria.

5. Select the date of video to view.

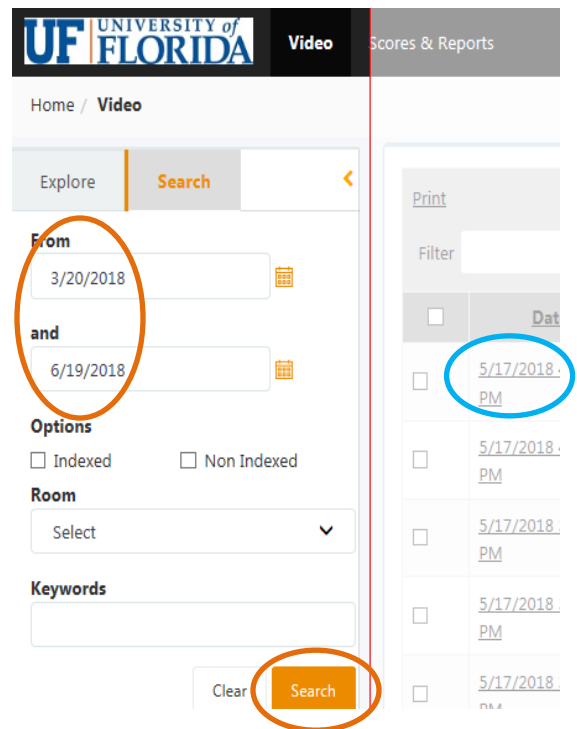


Figure 3